



LED Handrail illumination system




LED Handrail illumination system



LED Handrail illumination system

IP65

IP67



DESCRIPTION

The **JIMMY-MANN** LED Handrail illumination system utilises linear and point-source LED Luminaries. The architecture grade finish and non welding connections ensure beauty and durability.

The **JIMMY-MANN** is compatible with most handrail designs including wall and guard-rail mounting .

FEATURES

- LED handrail lighting system, suit for standard handrail made by stainless steel and aluminum.
- IP65 waterproof.
- Asymmetrical and symmetrical light beam options

STANDARD

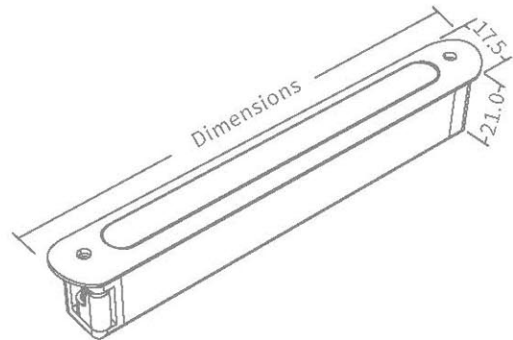
Designed and manufactured in accordance with

- IEC/EN 60598-1,
- IEC/EN 60598-2-2.

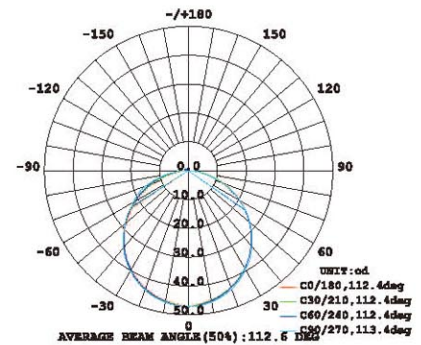


LED Handrail illumination system

IP65



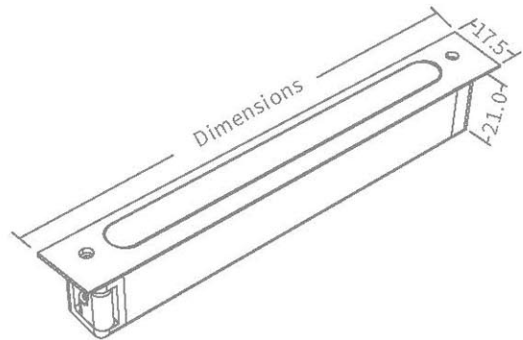
Model	Dimensions	Input Voltage	power
S18R085	W17.5 * H21 * L85mm	24V DC	0.5W
S18R185	W17.5 * H21 * L185mm	24V DC	1.5W
S18R285	W17.5 * H21 * L285mm	24V DC	2.5W
S18R385	W17.5 * H21 * L385mm	24V DC	3.5W



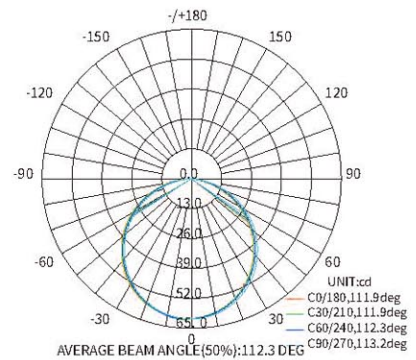
LED handrail lighting system,
 suit for standard handrail made by
 stainless steel and aluminum.
 IP65 waterproof.
 Suit for Standard Ø48-52mm
 Round handrail wall thickness 0.8-3mm

LED Handrail illumination system

IP65



Model	Dimensions	Input Voltage	power
S18S080	W17.5 * H21 * L80mm	24V DC	0.5W
S18S180	W17.5 * H21 * L180mm	24V DC	1.5W
S18S280	W17.5 * H21 * L280mm	24V DC	2.5W
S18S380	W17.5 * H21 * L380mm	24V DC	3.5W

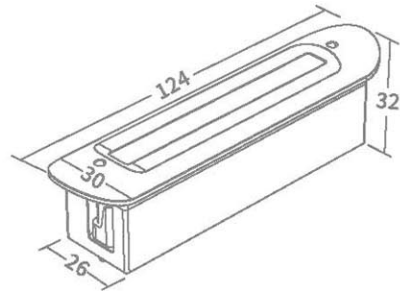


LED handrail lighting system,
 suit for standard handrail made by
 stainless steel and aluminum.
 IP65 waterproof.
 Suit for Standard $\geq 30 \times 30$ mm
 square handrail wall thickness 0.8-3mm




LED Handrail illumination system

IP65



Model	Dimensions	CCT	Input Voltage	Max. Power
S30R	W30*H32*L124mm	2700K-6500K tunable white	24V DC	5W (3W for each single CCT)
S30R	W30*H32*L124mm	2700K-6500K single CCT	24V DC	3W



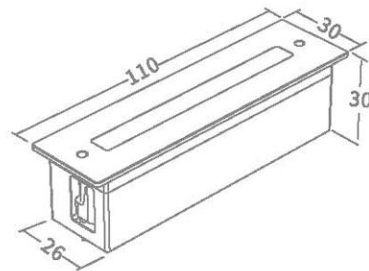
Lighting effect from 1meter distance to the wall

LED handrail lighting system,
suit for standard handrail made by
stainless steel and aluminum.
IP65 waterproof.
Suit for Standard Ø48-52mm
Round handrail wall thickness 0.8-3mm
Beam Angle: 10 X 100°


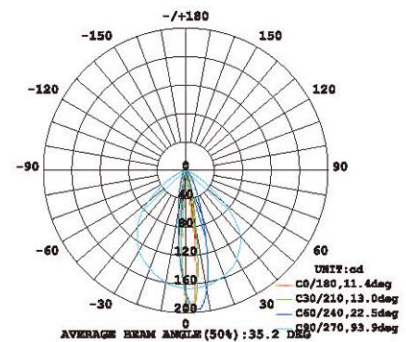


LED Handrail illumination system

IP65



Model	Dimensions	CCT	Input Voltage	Max. Power
S30S	W30*H30*L110mm	2700K-6500K tunable white	24V DC	5W (3W for each single CCT)
S30S	W30*H30*L110mm	2700K-6500K single CCT	24V DC	3W



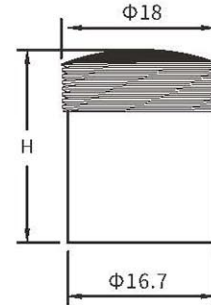
Lighting effect from 1meter distance to the wall

LED handrail lighting system,
 suit for standard handrail made by
 stainless steel and aluminum.
 IP65 waterproof.
 Suit for Standard $\geq 50 \times 50$ mm
 square handrail wall thickness 0.8-3mm
 Beam Angle: 10 X 100°

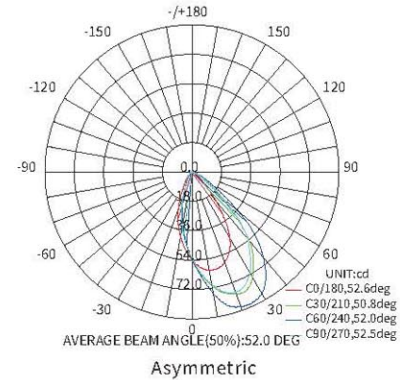
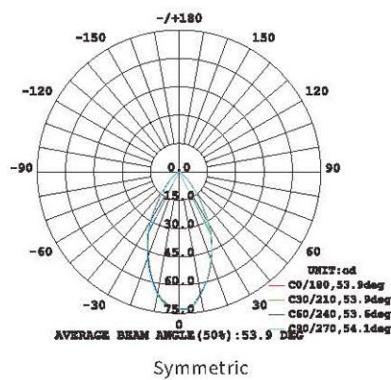
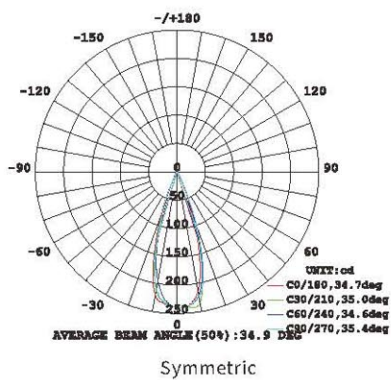


LED Handrail illumination system

IP67



Model	beam angle	Dimensions	Input Voltage	power
M18	Symmetric	Φ18 X H20mm	3V DC	1W
M18	Symmetric	Φ18 X H26mm	3V DC	1W
M18	Symmetric	Φ18 X H20mm	24V DC	1.5W
M18	Symmetric	Φ18 X H26mm	24V DC	1.5W
M18	Asymmetric	Φ18 X H28mm	24V DC	1.2W



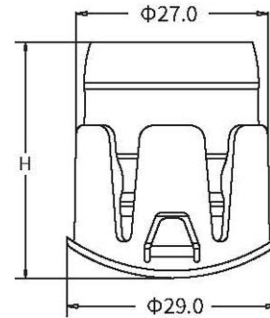
LED handrail lighting system, suit for standard handrail made by stainless steel and aluminum. Different colors from 2700- 6500K and blue for LEDs are available, IP67 waterproof.

Suit for Standard Ø38-100mm handrail wall thickness >1.5mm for a M18 hole.
 3M waterproof internal connectors.
 Can be driven by 12V and 24V LED power supply.
 Aluminum anodized or stainless steel housing.
 Customized sizes, shape and beam angle on request

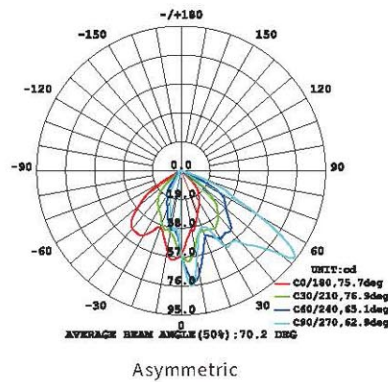
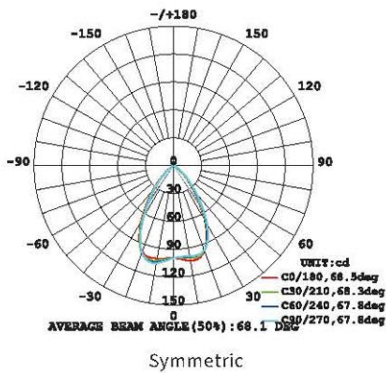


LED Handrail illumination system

IP20



Model	beam angle	Dimensions	Input Voltage	power
M25	Symmetric	φ29 X H30.5mm	3V DC	1.5W
M25	Symmetric	φ29 X H30.5mm	24V DC	1.5W
M25 RGB-DMX	Symmetric	φ29 X H30.5mm	24V DC	2W
M25	Asymmetric	φ29 X H26.7mm	3V DC	1.5W
M25	Asymmetric	φ29 X H26.7mm	24V DC	1.5W
M25 RGB-DMX	Asymmetric	φ29 X H26.7mm	24V DC	2W



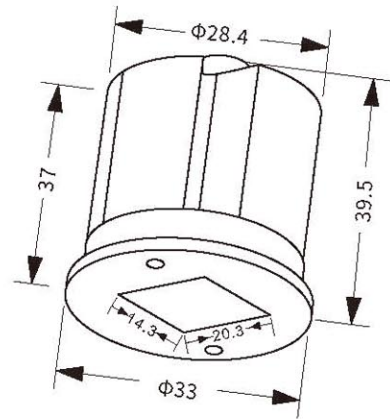
Suit for Standard Ø48-63mm handrail
 wall thickness 1.0-1.5mm for a Ø27
 3M waterproof internal connectors
 Can be driven by 12V and 24V LED power supply
 stainless steel housing
 Customized sizes,
 shape and beam angle on request

LED handrail lighting system,
 suit for standard handrail made by stainless
 steel and aluminum.
 Different colors from 2700- 6500K and blue
 for LEDs are available, IP67 waterproof.

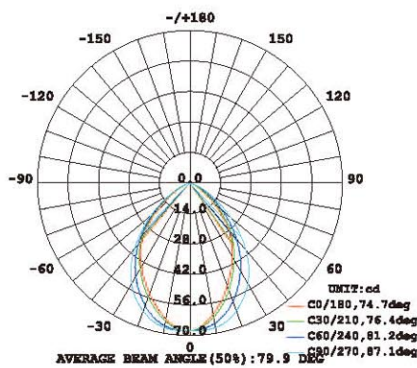


LED Handrail illumination system

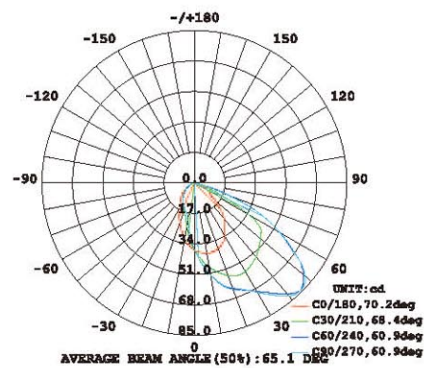
IP67



Model	Beam Angle	Dimensions	Input Voltage	power
S29	Symmetric	φ33 X H39.5mm	24V DC	1.5W
S29	Asymmetric	φ33 X H39.5mm	24V DC	1.5W



Symmetric



Asymmetric

LED handrail lighting system, suit for standard handrail made by stainless steel and aluminum.
 IP67 waterproof.
 Suit for Standard $\geq 50 \times 50$ mm square handrail wall thickness 0.8-3mm
 3M waterproof internal connectors

Can be driven by 12V and 24V LED power supply
 Aluminum housing
 Customized sizes, shape and beam angle are available on request

